

Junebug: No Life Too Small

Directions: These eight pictures show events from *Junebug: No Life Too Small*. Cut out the eight pictures. Put the pictures in the correct order to match the story. Then glue them in that order on a separate piece of paper.



Images: Courtesy of Vegan Publishers/Addy Rivera Sonda

Junebug: No Life Too Small (cont'd.)



Images: Courtesy of Vegan Publishers/Addy Rivera Sonda

Junebug: No Life Too Small

Answer Sheet




Images: Courtesy of Vegan Publishers/Addy Rivera Sonda

Junebug: No Life Too Small


Story-Retelling Puppets



- Cut out each picture.
- Tape a Popsicle™ stick to the back of each picture.
- Use the puppets to retell June's story.



CUT ALONG DOTTED LINE



Images: Courtesy of Vegan Publishers/Addy Rivera Sonda

Junebug: No Life Too Small



Worm



Charlotte and Luna

CUT ALONG DOTTED LINE



Spider



Sierra

Images: Courtesy of Vegan Publishers/Addy Rivera Sonda

Junebug: No Life Too Small



Beetle



Ambrose and Rowan

CUT ALONG DOTTED LINE



Bee



Caroline

Images: Courtesy of Vegan Publishers/Addy Rivera Sonda

Junebug: No Life Too Small




Cricket



Cooper

CUT ALONG DOTTED LINE



Butterfly



Firefly

Images: Courtesy of Vegan Publishers/Addy Rivera Sonda