



PEOPLE FOR
THE ETHICAL
TREATMENT
OF ANIMALS

Washington
1536 16th St. N.W.
Washington, DC 20036
202-483-PETA

Los Angeles
2154 W. Sunset Blvd.
Los Angeles, CA 90026
323-644-PETA

Norfolk
501 Front St.
Norfolk, VA 23510
757-622-PETA

Info@peta.org
PETA.org

July 10, 2024: Prepared by People for the Ethical Treatment of Animals

2009-2023 Cambodian monkey farm census data with visualization. The raw census data documents were provided by Cambodian Authorities to CITES. The 2014, 2018, 2023 original source documents are available.

Lisa Jones-Engel, Ph.D.
Senior Science Advisor, Primate Experimentation
People for the Ethical Treatment of Animals
LisaJE@peta.org
+1.206.372.6190

Entities:

- PETA Asia
- PETA India
- PETA France
- PETA Australia
- PETA Germany
- PETA Switzerland
- PETA Netherlands
- PETA Foundation (U.K.)

Angkor Primates					Notes
	MALE	FEMALE	TOTAL	% GROWTH	
2009	484	5835	6319		From 2014 CITES letter
2010	476	5160	5636	-11%	From 2014 CITES letter
2011	480	4888	5368	-5%	From 2014 CITES letter
2012	475	4697	5172	-4%	From 2014 CITES letter
2013	471	4376	4847	-6%	From 2014 CITES letter
2014	471	4353	4824	0%	From 2014 CITES letter
2017					*Not including b/c combined with Tian Hu, not sure if numbers include both or not
2023					*Inactive, not inspected

Golden China/K-F Cambodia					
	MALE	FEMALE	TOTAL	% GROWTH	
2009	707	6289	6996		From 2014 CITES letter
2010	701	6265	6966	0%	From 2014 CITES letter
2011	629	6437	7066	1%	From 2014 CITES letter
2012	651	4858	5509	-22%	From 2014 CITES letter
2013	651	4858	5509	0%	From 2014 CITES letter
2014	651	4858	5509	0%	From 2014 CITES letter
2017	583	5,494	6077	10%	*based on report in 2018 document for 2017 inspection adult breeding stock numbers
2023	1,810	17,704	19514	221%	*based on report in 2024 document for 2023 inspection adult breeding stock numbers

Vanny					
	MALE	FEMALE	TOTAL	% GROWTH	
2009	1579	8571	10150		From 2014 CITES letter
2010	1639	8378	10017	-1%	From 2014 CITES letter
2011	972	7952	8924	-11%	From 2014 CITES letter
2012	563	6478	7041	-21%	From 2014 CITES letter
2013	251	3857	4108	-42%	From 2014 CITES letter
2014	272	3862	4134	1%	From 2014 CITES letter
2015	502	5249	5751	39%	From Kry Trial
2017	927	6,037	6964	21%	*based on report in 2018 document for 2017 inspection adult breeding stock numbers
2023	4,531	24,241	28772	313%	*based on report in 2024 document for 2023 inspection adult breeding stock numbers

Tian Hu

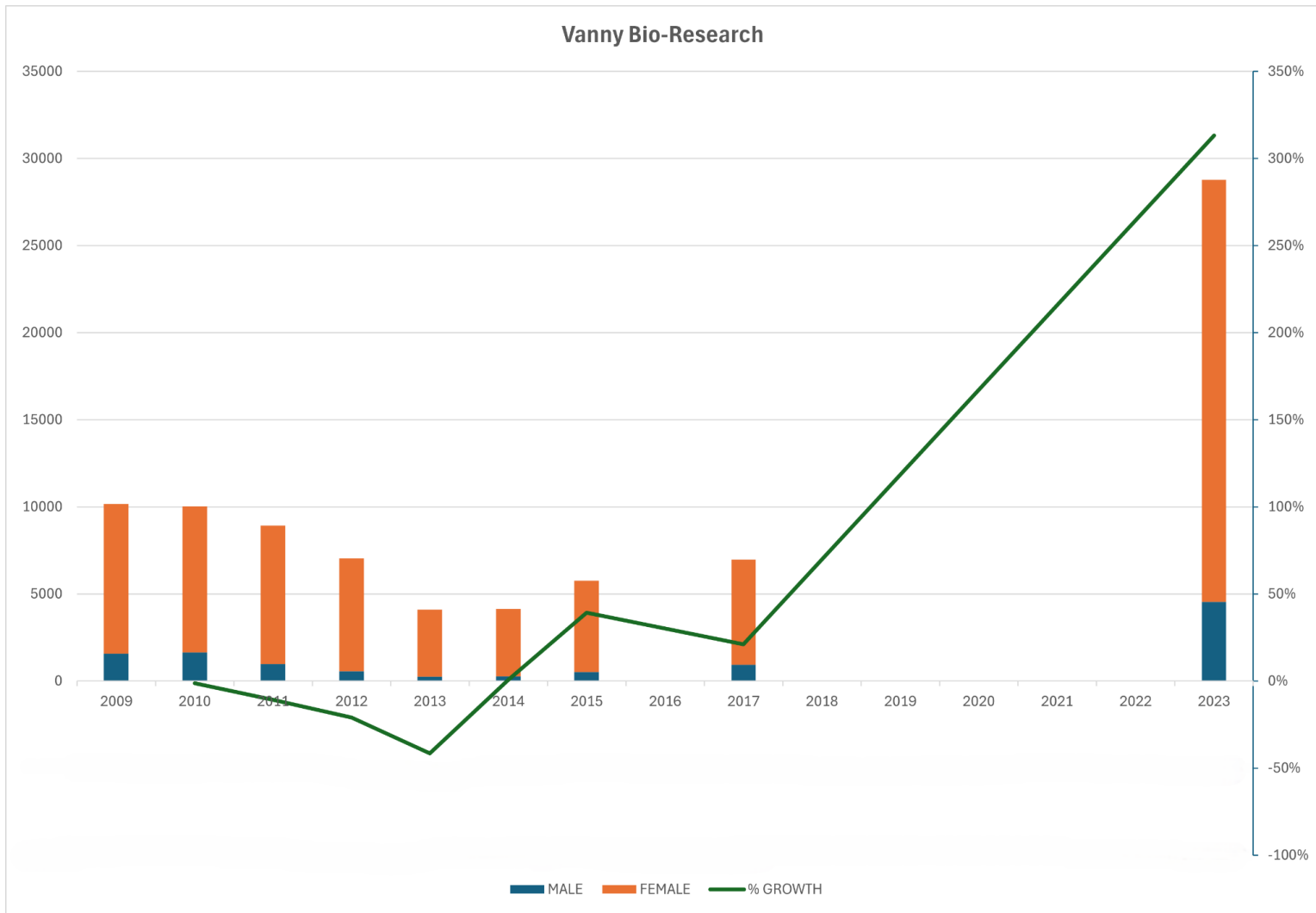
	MALE	FEMALE	TOTAL	% GROWTH	
2009	327	1933	2260		From 2014 CITES letter
2010	312	1808	2120	-6%	From 2014 CITES letter
2011	254	1735	1989	-6%	From 2014 CITES letter
2012	314	2621	2935	48%	From 2014 CITES letter
2013	463	4815	5278	80%	From 2014 CITES letter
2014	673	8078	8751	66%	From 2014 CITES letter
2017					*Not including b/c combined with Angkor, not sure if numbers include both or not
2023	568	5,217	5785	-34%	*based on report in 2024 document for 2023 inspection adult breeding stock numbers

Orient Cam

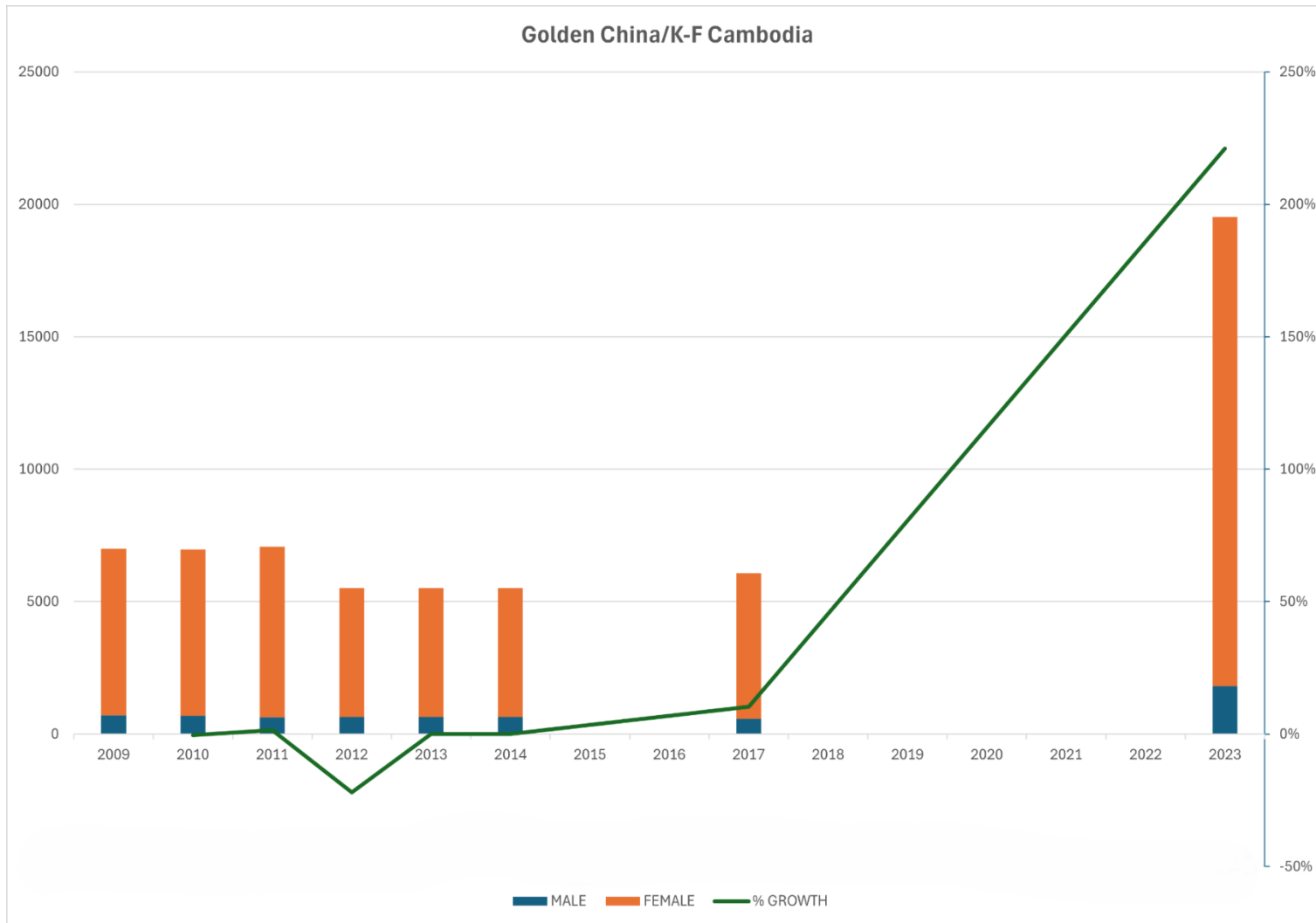
	MALE	FEMALE	TOTAL	% GROWTH	
2009	846	1141	1987		From 2014 CITES letter
2010	232	3405	3637	83%	From 2014 CITES letter
2011	697	1211	1908	-48%	From 2014 CITES letter
2012	219	1148	1367	-28%	From 2014 CITES letter
2013	167	1303	1470	8%	From 2014 CITES letter
2014	136	1251	1387	-6%	From 2014 CITES letter
2017	108	894	1002	-28%	*based on report in 2018 document for 2017 inspection adult breeding stock numbers
2023	308	3,001	3309	230%	*based on report in 2024 document for 2023 inspection adult breeding stock numbers

Rong de Group

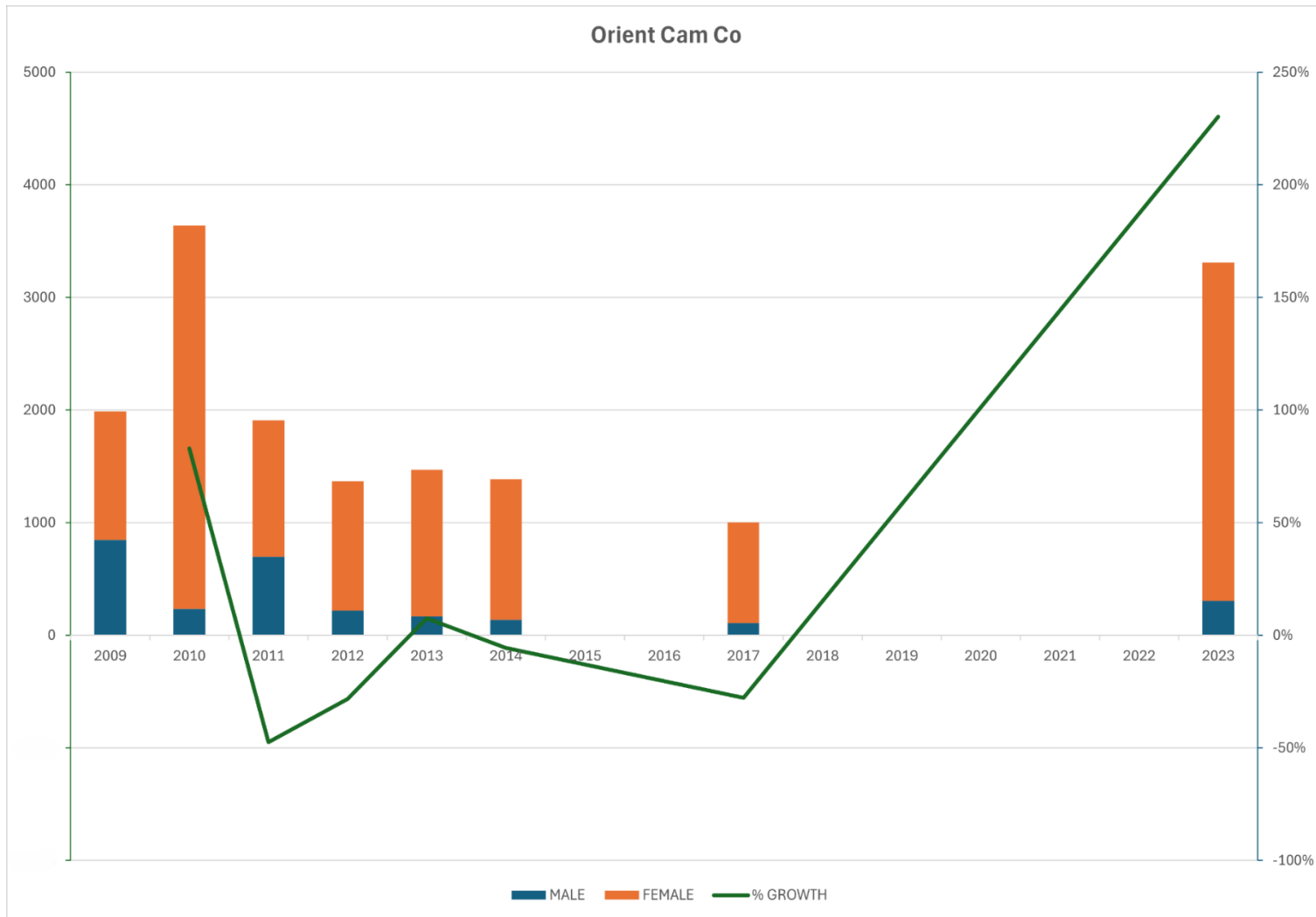
	MALE	FEMALE	TOTAL	% GROWTH	
2009	72	1484	1556		From 2014 CITES letter
2010	72	1290	1362	-12%	From 2014 CITES letter
2011	72	1361	1433	5%	From 2014 CITES letter
2012	72	1407	1479	3%	From 2014 CITES letter
2013	72	1422	1494	1%	From 2014 CITES letter
2014	72	1412	1484	-1%	From 2014 CITES letter
2017	1,337	2,510	3847	159%	*based on report in 2018 document for 2017 inspection adult breeding stock numbers
2023	564	1,902	2466	-36%	*based on report in 2024 document for 2023 inspection adult breeding stock numbers



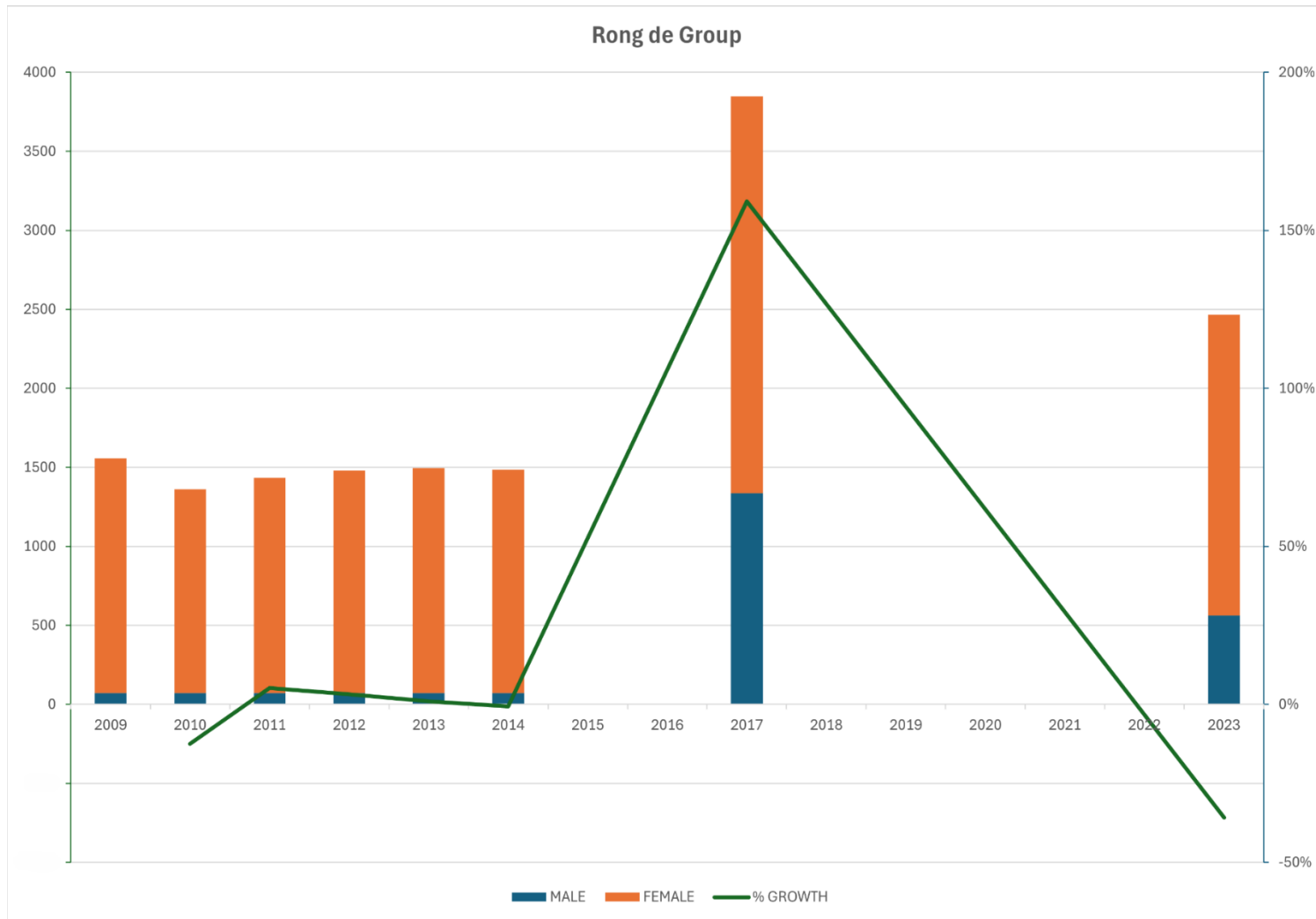
Representation of total number of adult male and female long-tailed macaques (*Macaca fascicularis*) reported to CITES authorities by Vanny Bio-Research. Data from 2009 through 2014 was disclosed in Annex 4 of the 2014 data reported to CITES. Vanny (Pursat) is identified as “Facility 3” in the 2018 Cambodian monkey farm data reported to CITES, and as “Facility 6” in the 2024 report to CITES. Years with missing data were not provided to CITES. The growth rate between 2017 and 2023 is biologically impossible without a substantial number of long-tailed macaques added to the colony. Vanny reported only 2,000 long-tailed macaques added in 2020 from outside the property.



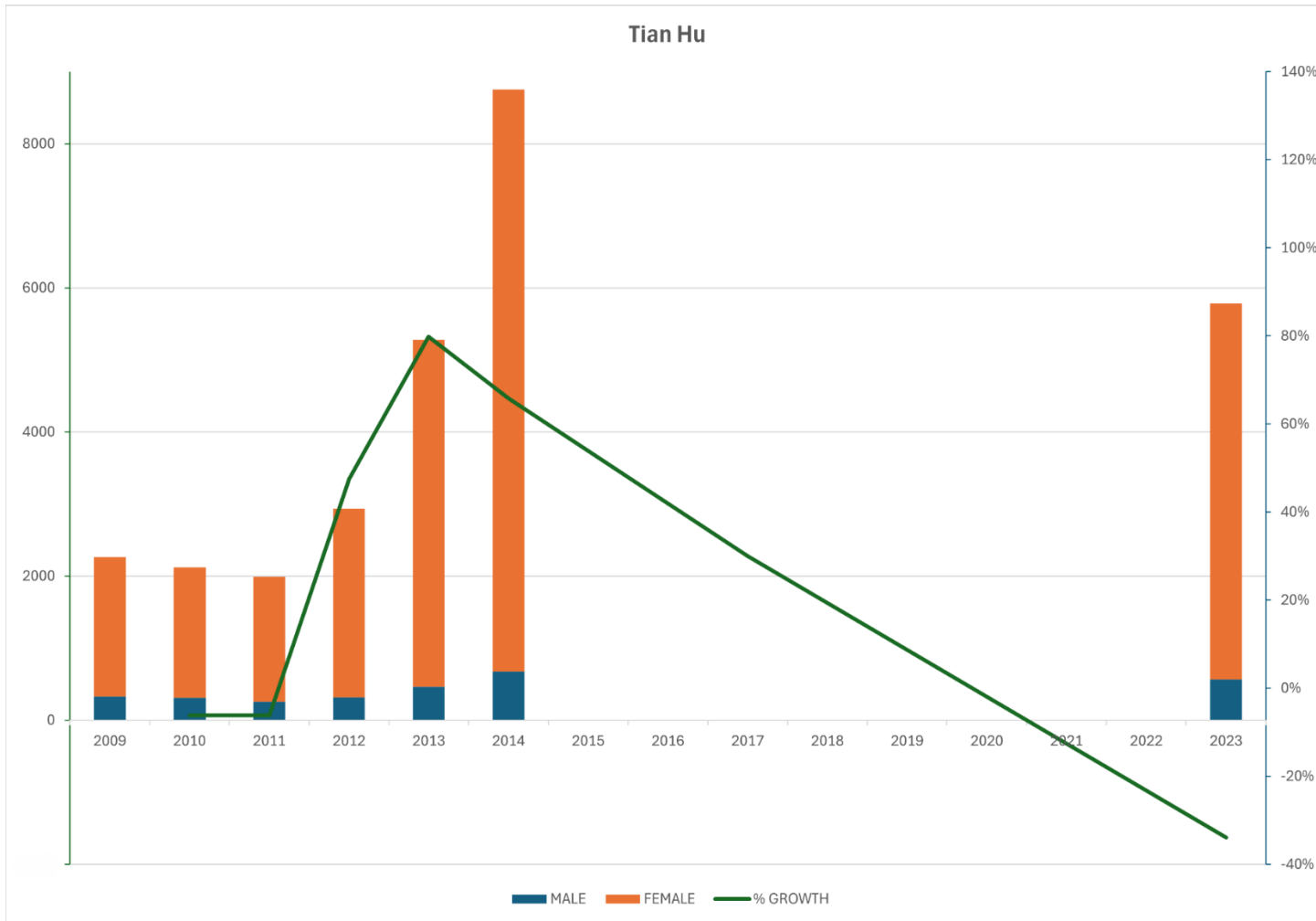
Representation of total number of adult male and female long-tailed macaques (*Macaca fascicularis*) reported to CITES authorities by K-F Cambodia. Data from 2009 through 2014 was disclosed in Annex 4 of the 2014 data reported to CITES. K-F Cambodia is identified as “Facility 6” in the 2018 Cambodian monkey farm data reported to CITES, and as “Facility 1” in the 2024 report to CITES. Years with missing data were not provided to CITES. The growth rate between 2017 and 2023 is biologically impossible without long-tailed macaques added to the colony.



Representation of total number of adult male and female long-tailed macaques (*Macaca fascicularis*) reported to CITES authorities by Orient Cam Co. Data from 2009 through 2014 was disclosed in Annex 4 of the 2014 data reported to CITES. Orient Cam Co is identified as “Facility 3” in the 2018 Cambodian monkey farm data reported to CITES, and as “Facility 2” in the 2024 report to CITES. Years with missing data were not provided to CITES. The growth rate between 2017 and 2023 is biologically impossible without long-tailed macaques added to the colony.



Representation of total number of adult male and female long-tailed macaques (*Macaca fascicularis*) reported to CITES authorities by Rong de Group. Data from 2009 through 2014 was disclosed in Annex 4 of the 2014 data reported to CITES. Rong de Group is identified as “Facility 7” in the 2018 Cambodian monkey farm data reported to CITES, and as “Facility 3” in the 2024 report to CITES. Years with missing data were not provided to CITES. The growth rate between 2014 and 2017 is biologically impossible without long-tailed macaques added to the colony.



Representation of total number of adult male and female long-tailed macaques (*Macaca fascicularis*) reported to CITES authorities by Tian Hu. Data from 2009 through 2014 was disclosed in Annex 4 of the 2014 data reported to CITES. Tian Hu is identified as “Facility 4” in the 2024 report to CITES. It’s data was combined with Ankor Primates Center as “Facility 1 &2” in the 2018 report to CITES, so that data is not included in the chart. Other years with missing data were not provided to CITES.